BARNETIK

USTIAPEN PEDAGOGIKOA

Josiane **Aguerre-Valencia**

iKas

Ilustrazioak: Hegoa Arregui

Zuzenketak: IKASeko lankideak

Maketazioa: Xabier Elizondo

Argitalpena: Unai Zubeldia

Argitalpen arduraduna: Aines Dufau

Legezko arduraduna: Maite Erdozaintzi-Etxart

© IKAS 2017

Tori musu!

Tori musu!

Egun on, aita!	*(erhi-pototsa altxatuz)*
Egun on, ama!	*(erhi erakuslea altxatuz)*
Egun on, mutikoa!	*(erhi nagusia altxatuz)*
Egun on, neska!	*(erhi nagia altxatuz)*
Eta haur ttipiari ez zaio egun on erraten?	*(bi eskuak hanken gainean ezarririk)*
Bai...	*(buruaz bai egin, goiti-beheiti)*
Tori musu!	*(erhi pitinari musuak eman)*

Tori musu!

HIZKUNTZA, ALDERDI GUZIETARIK LANTZEA

IDATZIA

Idatziaren betekizuna ezagutzea

Ttipiak/PS

– Berdinak diren irudiak elkarren ondoan kola itzazu. (1. eta 2. fitxak)

GOGOETA EGITURATZEKO LEHEN TRESNAK ERAIKITZEA

ZENBAKIAK ETA HAIEN ERABILERAK EZAGUTZEA

Zenbakiak erabiltzea, ber kopurua aurkitzea

Handiak/GS

– Ama bezainbat haur kola itzazu. (3. eta 4. fitxak)

Zenbakiak erabiltzea, multzoak egitea

Ttipiak/PS

– 2 mutikoko multzoak osa itzazu. (5. fitxa)

Zenbakiak aztertzea, erhiak edo dadoak erakusten duen zenbakia berehala izendatzea

Ttipiak/PS

– Zifra bakoitza esku egokiari lot iezaiozu. (6. fitxa)

ITXURAK, HANDITASUNAK, SEGIDA ANTOLATUAK IKERTZEA

Neurriaren arabera sailkatzea

Artekoak/MS

– Aita-amak ttipienetik handienera ordena itzazu. (7. fitxa)

Algoritmo sinple bati jarraikitzea

Artekoak/MS

– Lerroa osa ezazu ereduari jarraikiz. (8. eta 9. fitxak)

Handiak/GS

– Lerroa osa ezazu ereduari jarraikiz. (10. eta 11. fitxak)

MUNDUA IKERTZEA

BIZIDUNEN, OBJEKTUEN, ETA MATERIAREN MUNDUA IKERTZEA

Bizidunaren ingurumena ezagutzea

– Familiaren hiztegia ezagutzea: aita, ama, mutikoa, neska, haur ttipia.



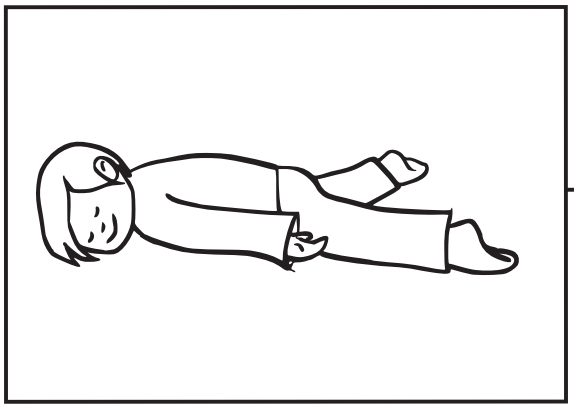



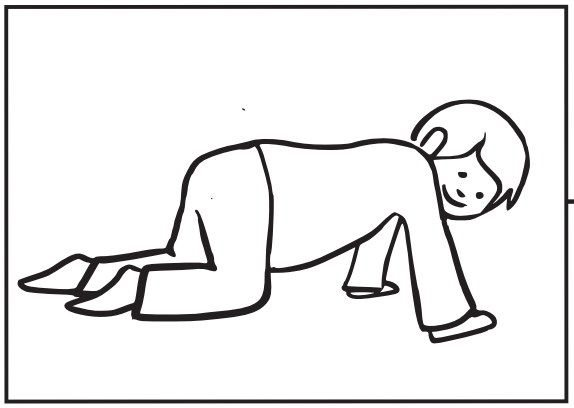

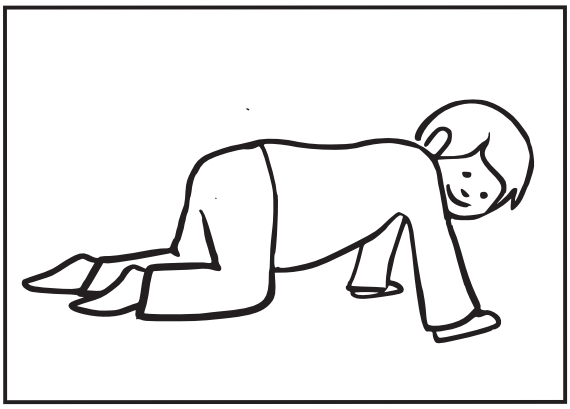



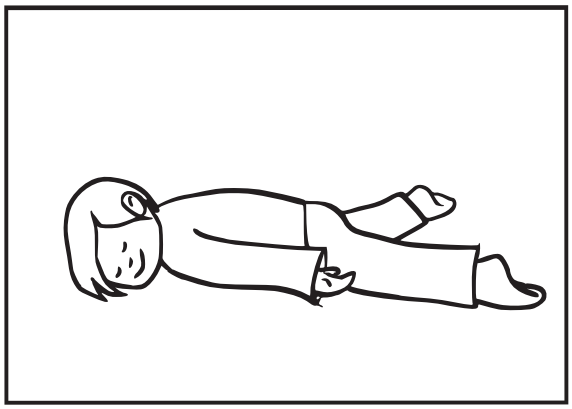



	
	
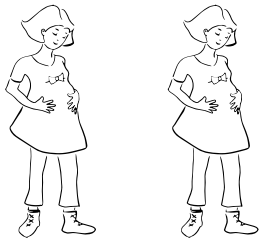	



4. fitxa



. . 2

. . 4

. . 1

. . 3