LOREA

Lilitu (e)ta ireki,	(esku bateko erhiak zabaldu)
tximeletak ikusi	(beste eskuaz tximeleta irudikatu)
(e)ta liliraino jautsi. (x2)	(tximeleta eskua lilian pausatu)
Tximeleta airatu,	(tximeleta eskua airatu eta bizkar gibelean gorde)
lili ttipia histu	(lili erhiak mugitu)
eta hostoak zerratu,	(eskua hetsi)
baratzean eihartu.	(ukabila bizkarrean gorde)

LOREA

MUNDUAREN EZAGUTZA

Objektuen ezagutzea, izendatzea, sailkatzea, deskribatzea, erkatzea, dituzten ezaugarrien arabera

(Fitxak)

Ttipiak / PS

– Lore bakoitza eta doakion itzala elkarri lot (1. fitxa).

Artekoak / MS

– Loto jokoa osa ezazu (2. eta 3. fitxak).
– Lore bakoitzaren silueta margo ezazu (4. fitxa).

HAUTEMATEA, NABARITZEA, IRUDIKATZEA, SORTZEA

Jestua baldintza materialei egokitzea (tresnak, euskarriak, materiala)

(Fitxak)

Ttipiak / PS

– Margo ezazu marrazkia zainduz (5. fitxa).

Artekoak / MS

– Ureztontzia osa ezazu marra ttipien gainetik pasatuz (6. fitxa).
– Lorea apain ezazu (7. fitxa).
– Erleen bidea marraz ezazu loreen artetik (8. fitxa).

Handiak / GS

- Loreak apain itzazu. (9. fitxa)
- Loreontzia apaintzen segi ezazu. Ondotik barnean diren loreak margo itzazu. (10. fitxa)

HAUTEMATEA, NABARITZEA, IRUDIKATZEA, SORTZEA

(Fitxak)

Tindua, adierazteko eta irudikatzeko erabiltzea

Ttipiak / PS

- Lorea eta loreontzia tinda itzazu. (11. fitxa)

Artekoak / MS

- Tindua baliatuz, lorearen petaloak marraz itzazu. (12. fitxa)

Handiak / GS

- Lore irrigarri hori tinda ezazu. (13. fitxa)

MUNDUAREN EZAGUTZA

(Fitxak)

Objektuen ezagutzea, izendatzea, sailkatzea, deskribatzea, erkatzea, dituzten ezaugarrien arabera

Ttipiak / PS

- Lorearen petaloak, bi kolore aldizkatuz margo itzazu. Ondotik, krepe paper puska ttipi batzuk, lorearen bihotzean kola itzazu. (14. fitxa)
- Algoritmori jarraikiz, lore katea margo ezazu. (15. fitxa)

Artekoak / MS

- Koloreak eta erritmoa kontuan hartuz, loreak margo itzazu. (16. fitxa)
- Ureztontziak margo itzazu eta ttipienetik handienera sailka. (17. fitxa)

Handiak / GS

– Ureztontziak, ttipienetik handienera sailka itzazu (18. eta 19. fitxak).

Orrialdearen espazioan kokatzea

Artekoak / MS

– Laukitzea osa ezazu ereduari jarraikiz (20. fitxak).
– Lagun ezazu baratzezaina loreen atzematen (21. fitxa).
– Pinpirina lorez lore ibiltzen da. Hartzen duen bidea marraz ezazu taularen ordenari jarraikiz, (22. fitxa).

Handiak / GS

– Puzzlea: eguzkilorea osa ezazu (23. eta 24. fitxak).
– Taulak osa itzazu ereduak kontuan hartuz (25. fitxa).
– Erleak lore gainera joan nahi du. Haren bidea marraz ezazu (26. fitxa).

Biziaren agerpenen ezagutzea

Handiak / GS

– Lorea nola sortzen den konta ezazu. Irudiak ordena itzazu (27. fitxa).

Zenbaki zerrendaren ezagutzea

Handiak / GS

- Zifra bakoitza bere tokian kola ezazu (28. fitxa).

Kantitate buruketen ebaztea

Ttipiak / PS

– Lore sorta bakoitza doakion ontziari lot iezaiozu (29. fitxa).
– Hiru lore ezar itzazu loreontzi bakoitzean (30. eta 31. fitxak).

Artekoak / MS

– Zifrak erakusten duen bezainbat lore marraz ezazu loreontzi bakoitzean (32. fitxa).

Handiak

– Haur bezainbat lore kola ezazu (33. eta 34. fitxak).

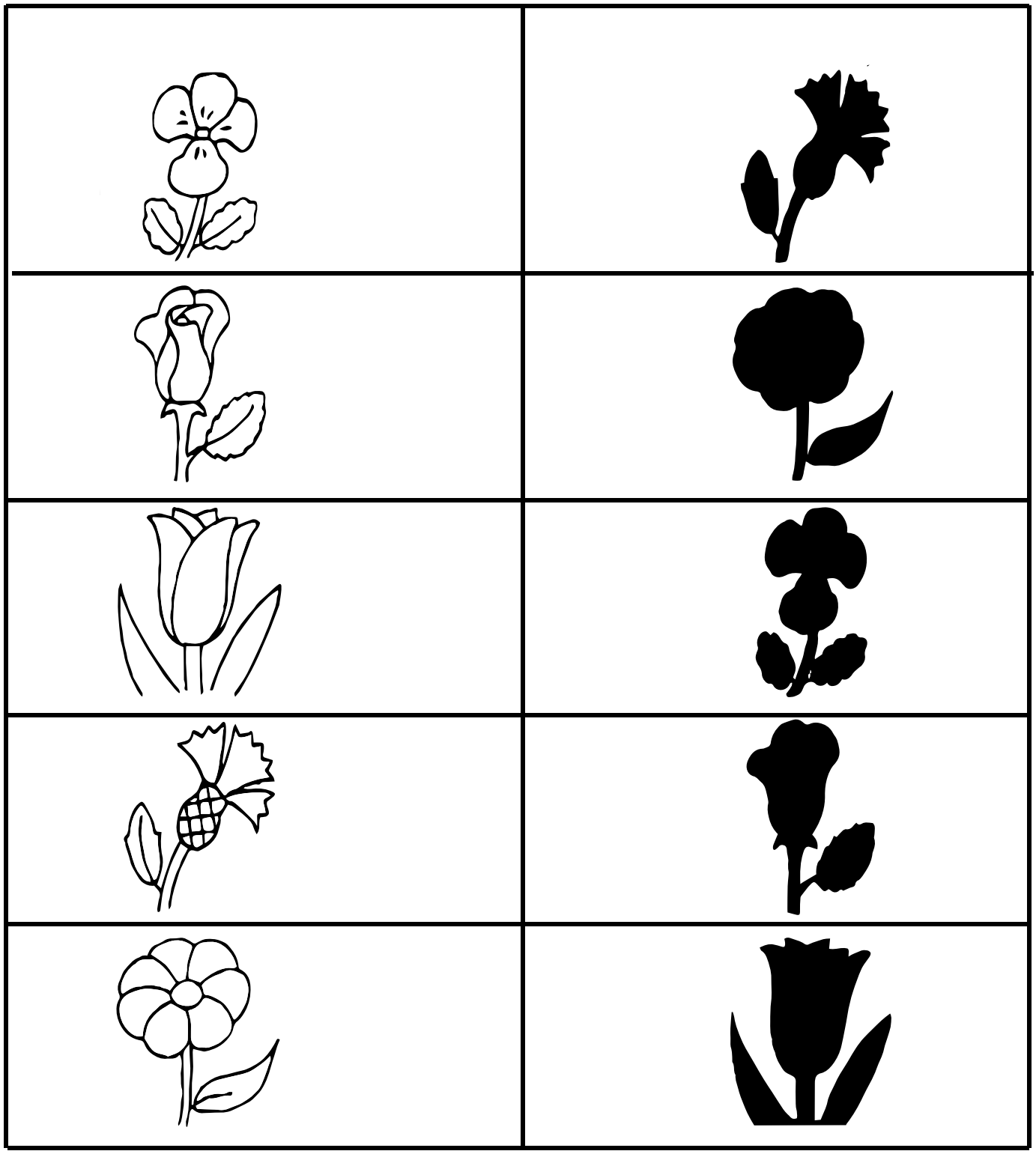

1.fitxa

LOREA



2. fitxa



3. fitxa

LOREA











4. fitxa



5. fitxa

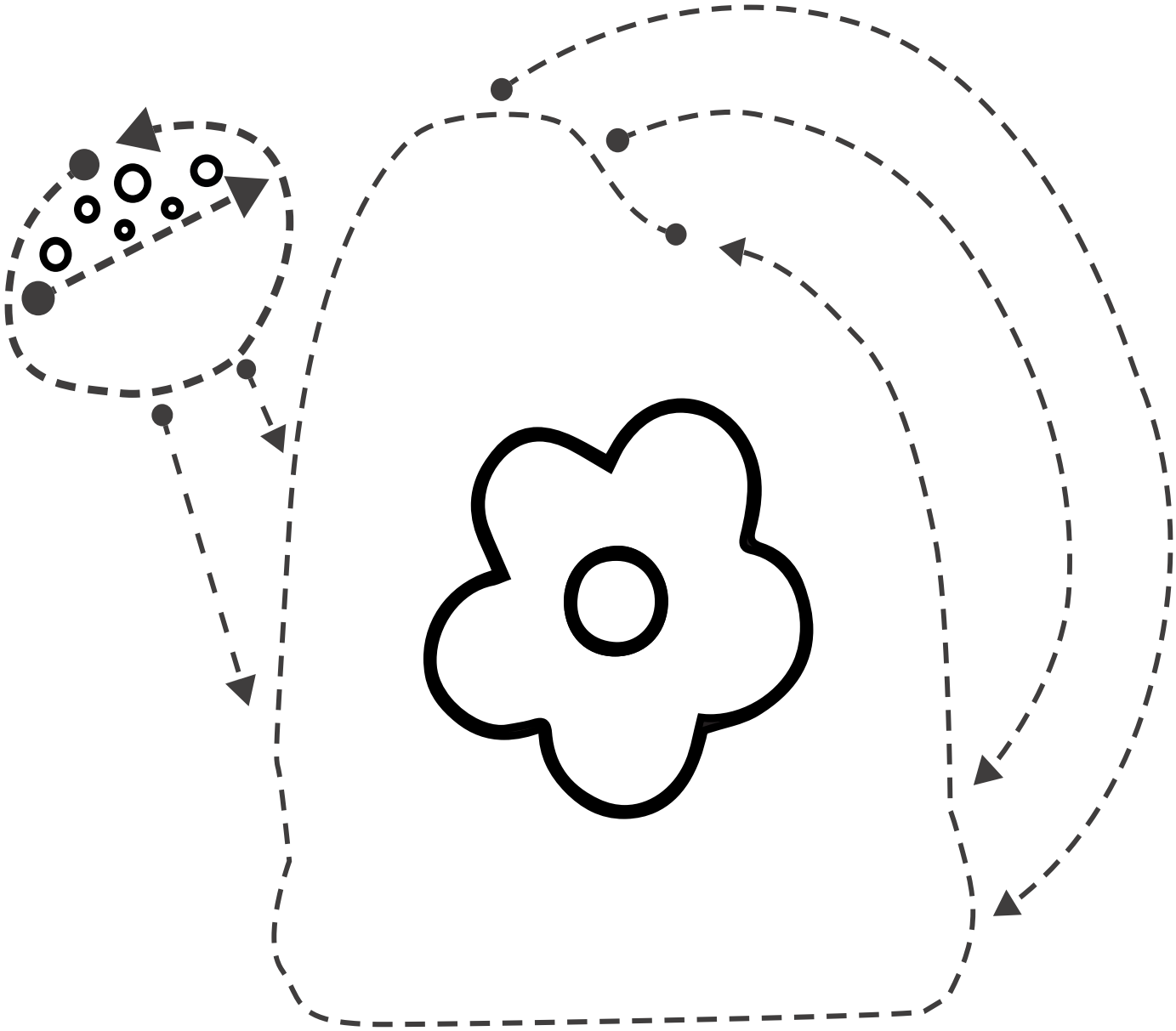

6. fitxa



7. fitxa



8. fitxa



9. fitxa



10. fitxa





LOREA



12. fitxa



13. fitxa



LOREA

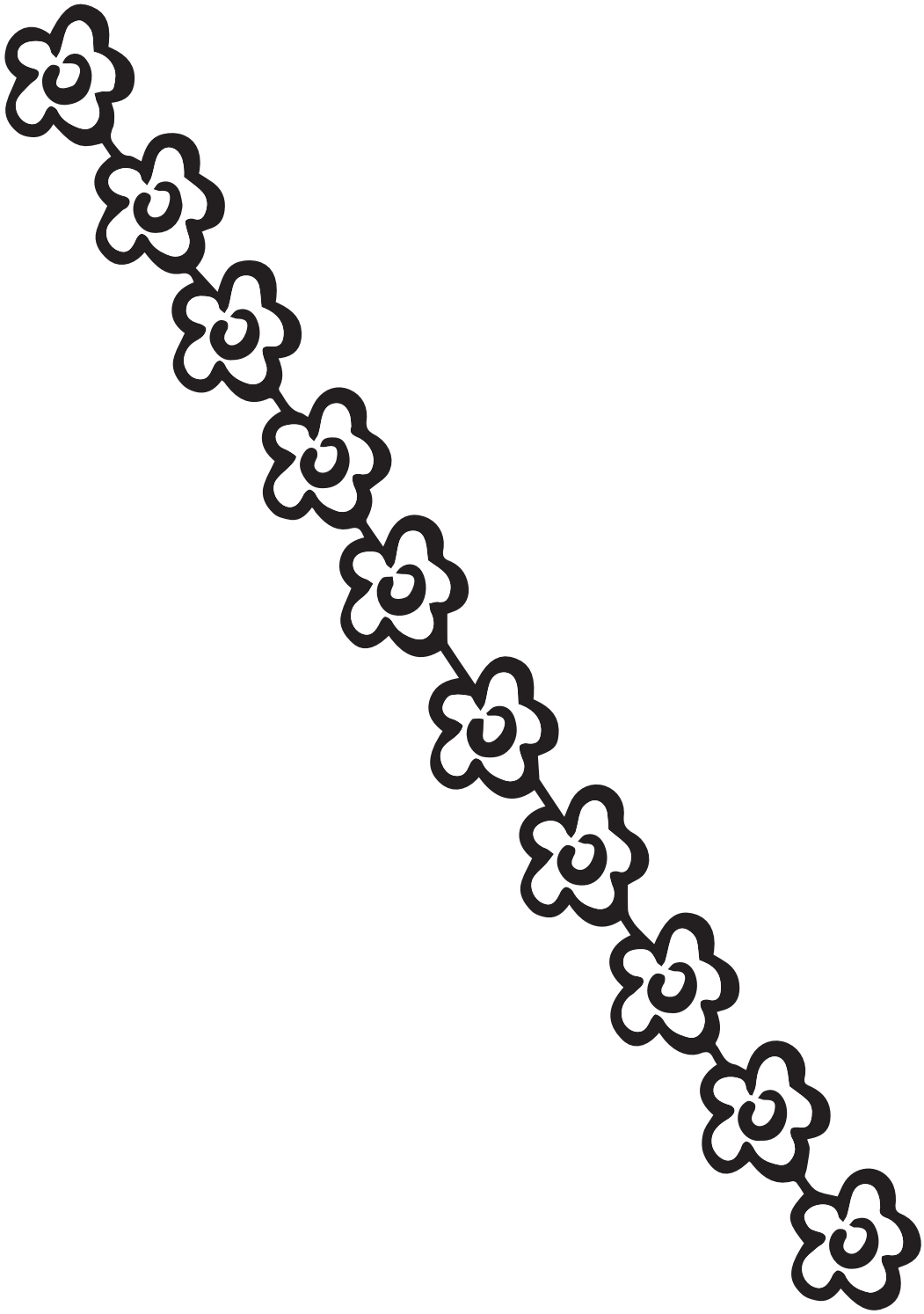

15. fitxa



16. fitxa

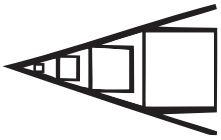

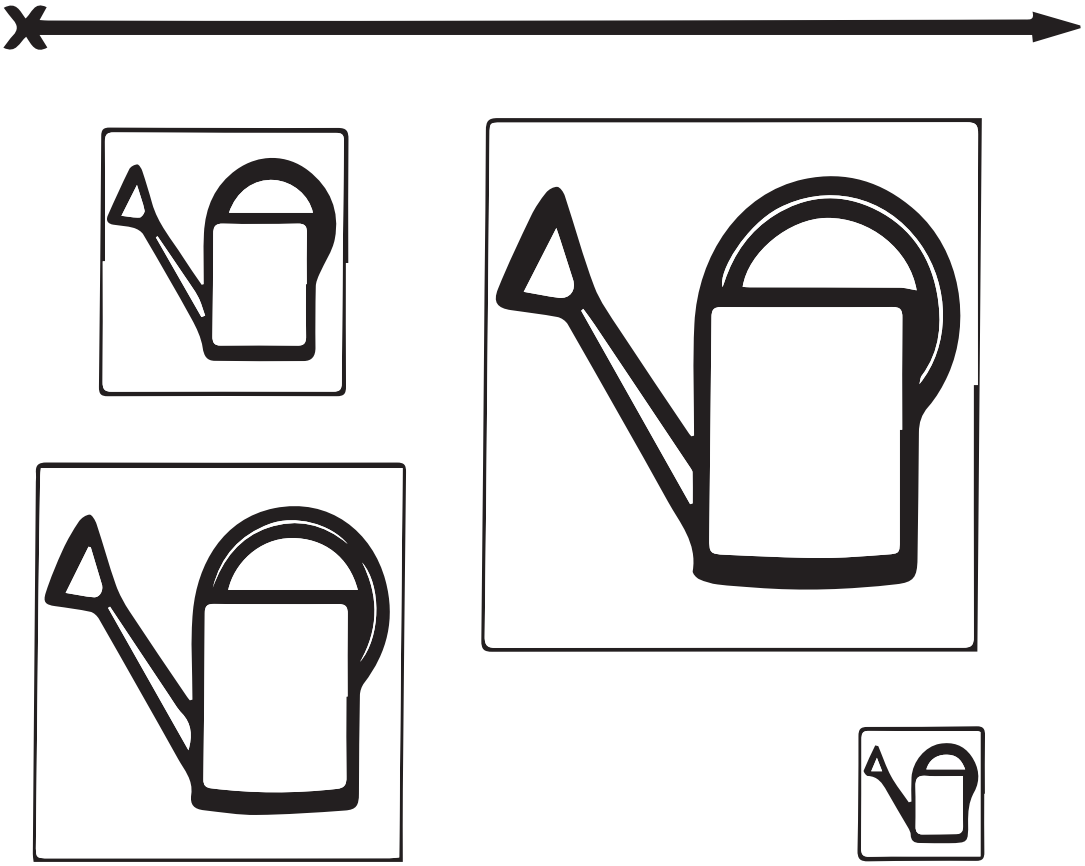

LOREA



18. fitxa

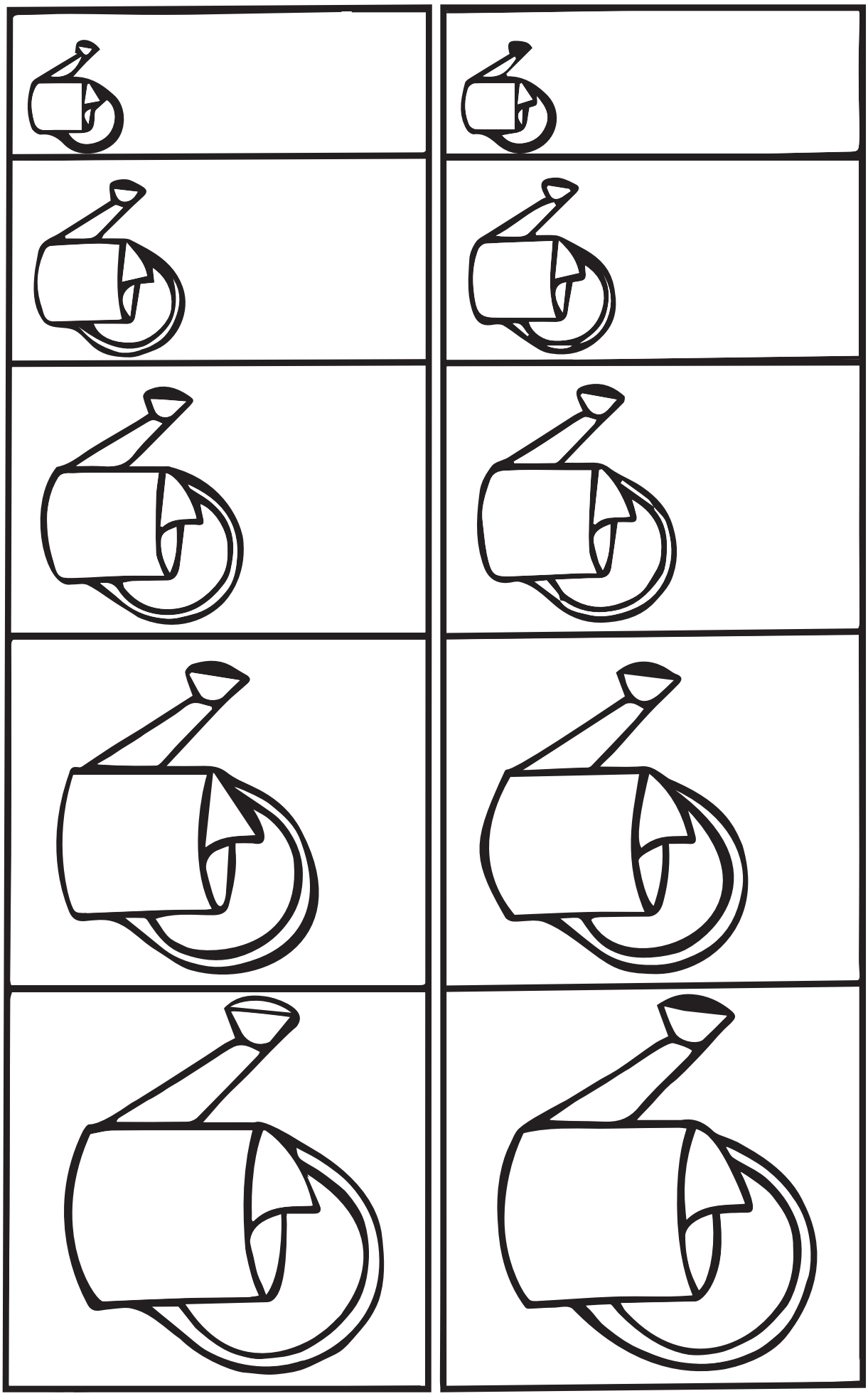

19. fitxa

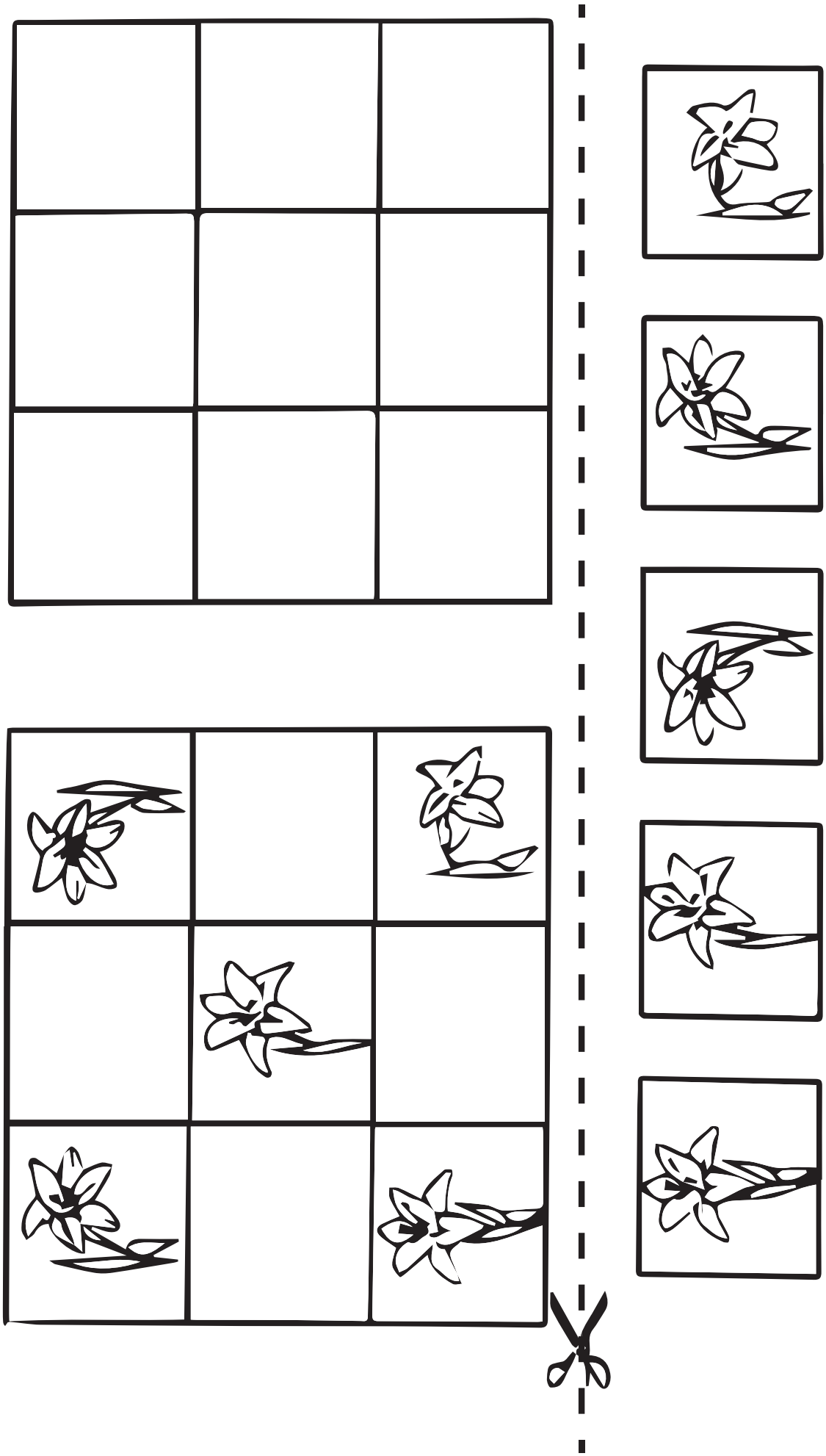

20. fitxa



LOREA





LOREA



LOREA

24. fitxa

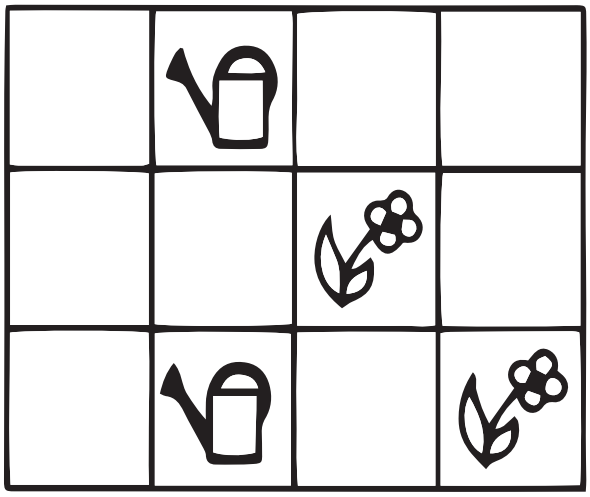



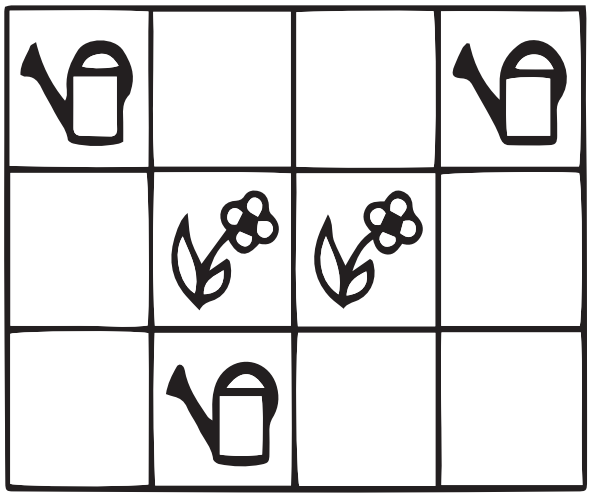



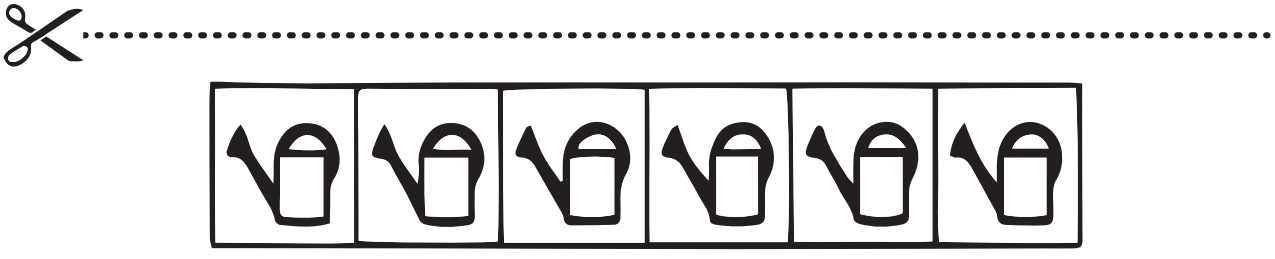



LOREA



26. fitxa

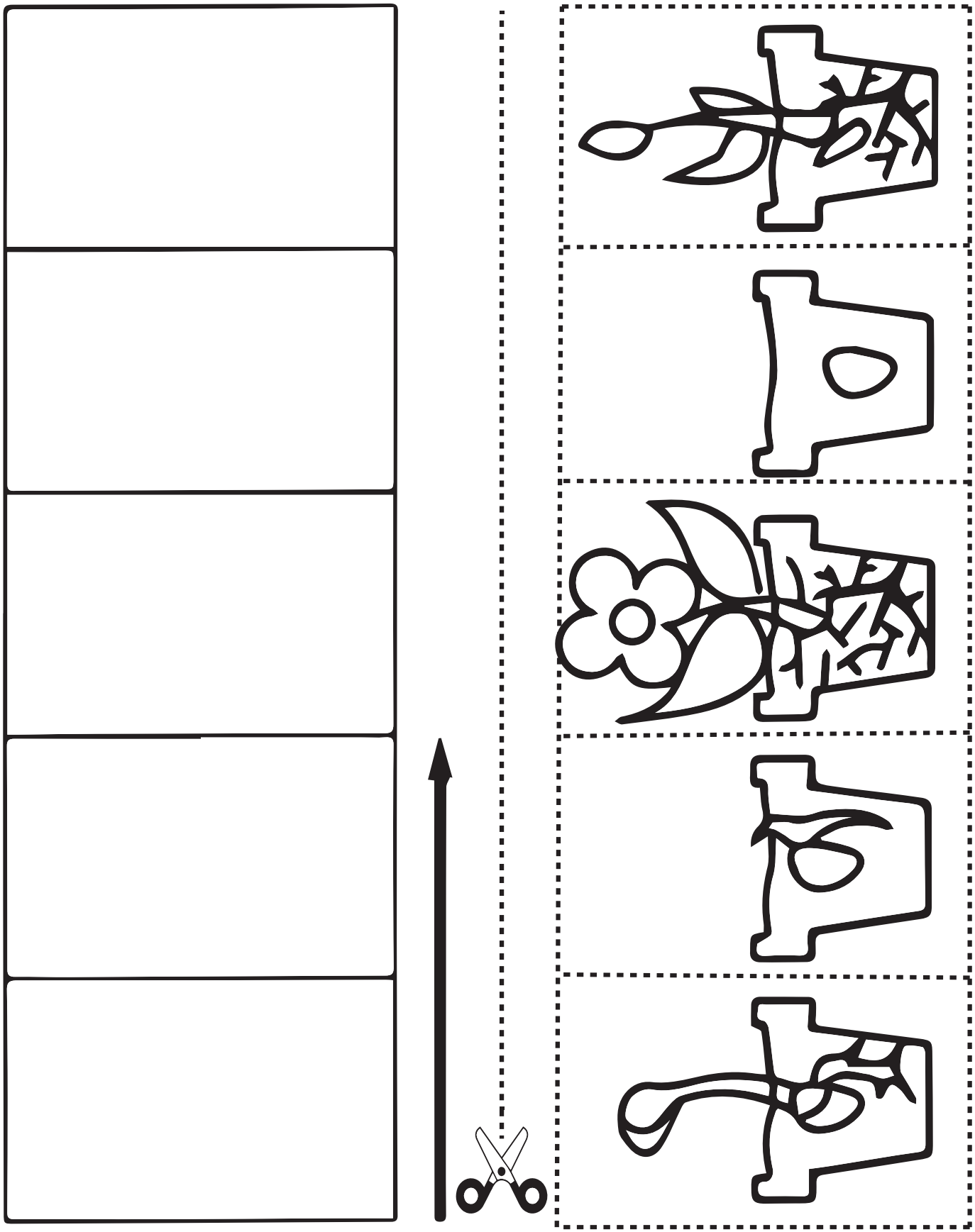

LOREA

1 2 3 4 5 6 7 8

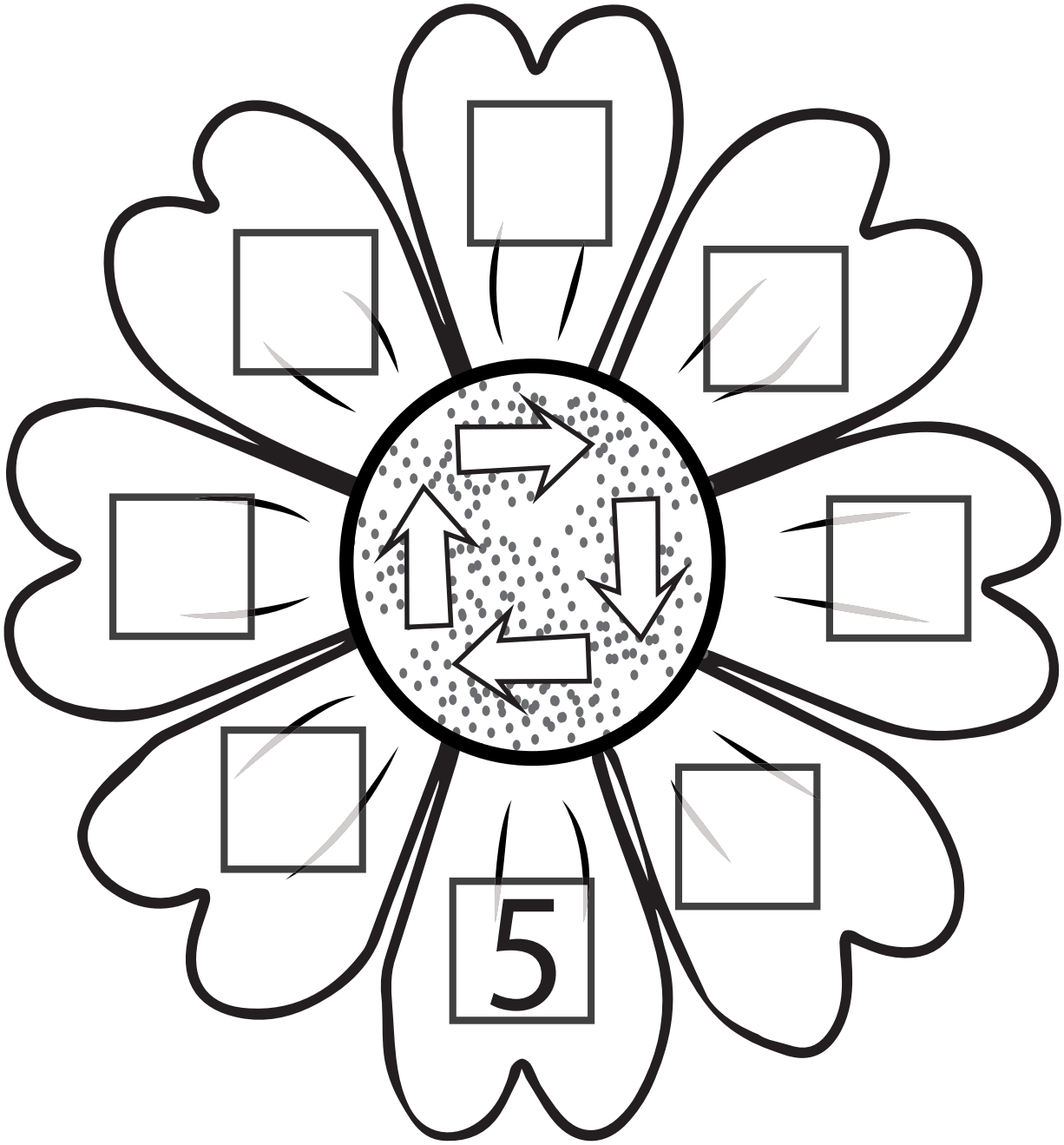

3	8	4	6	2	7

LOREA

LOREA







LOREA



31. fitxa

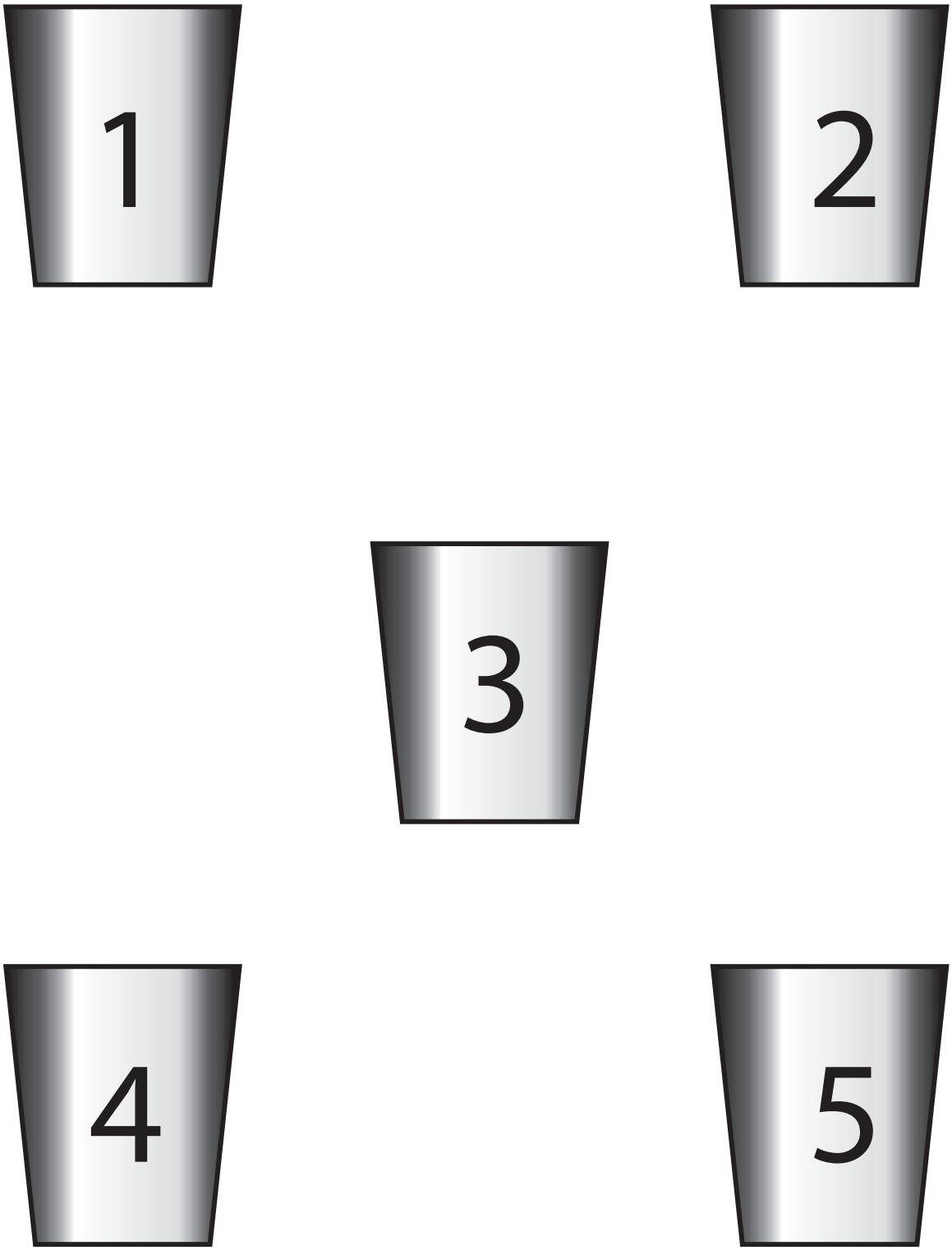

LOREA









34. fitxa